

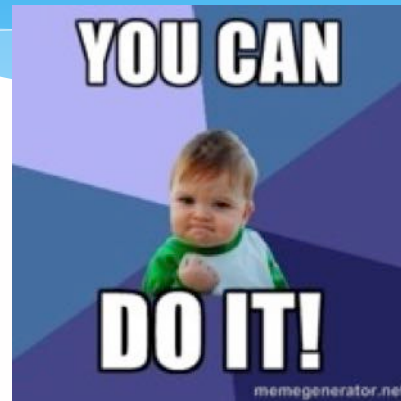


2019

FSA Writing
Test Review



Today is the day!




The FSA writing test is finally here. Today is the day you show everyone how awesome you are! You have practiced and worked so hard that every person here today WILL pass this test!

You can do it! I believe in you!



Taking the Test - STEPS

1. Flip to middle of booklet and **READ**
PROMPT
2. Then read passages
3. As you are reading, find your T1/R1, T2/R2 and T3/R3 and LABEL THEM
4. Plan on your planning sheet
5. Write the essay



Informative or Opinion



Informative

- * Explain
- * Inform
- * Give information
- * Tell what you learned

Opinion

- * What do you think
- * How do you feel
- * Opinion
- * Pick a side



Planning

Opinion

I _____

R1 _____ a. _____
b. _____

R2 _____ a. _____
b. _____

R3 _____ a. _____
b. _____

C _____

Informative

I _____

T1 _____ a. _____
b. _____


T2 _____ a. _____
b. _____

T3 _____ a. _____
b. _____

C _____

Label your T1 and A's and B's in the articles

10 There are two species of known alligators in the world, the American Alligator and the Chinese Alligator. The American Alligator can be found in the wetlands of the Southern United States, in North America. These reptiles have been hunted for many years and at one point, were close to extinction. In order to protect this species, they were listed under the Endangered Species Act, making hunting alligators illegal. Due to the efforts of the Endangered Species Act, the species has made a huge recovery and was taken off the endangered species list in 1987. Since the American Alligator population has repopulated so well, hunting and egg collecting is once again allowed.



11 On the other hand, the Chinese Alligator is a class one endangered species. The Chinese Alligator can be found in the Sub Tropical regions of China, in low lying areas such as rivers, streams, and marshes. This species of Alligator is classified as critically endangered because it has a decline in population greater than 80% in specific areas of population. The destruction of their habitats comes largely from the conversion of the lands they inhabit being used for agricultural purposes. The Chinese Alligator is very similar to the American Alligator in appearance. However, these reptiles are much smaller.

A

T1 - Species

B

Plan on the PLANNING SHEET

Draw your
IRC/ITC
outline on
here



STUDENT NAME _____

PLANNING SHEET

Use this sheet to plan what you will write. The writing on this sheet will NOT be scored.

SAMPLE

This sheet will NOT be scored.





1 Paragraph



3 Sentences

1. Hook
2. 3 Topics/Reasons
3. Closing

T1/R1, T2/R2, and T3/R3 Paragraphs



T (topic)


3-4A

3-4B

W

Referencing Sources


In the beginning
of the sentence



- * In the article Freaky Frogs, it states that “Scientists in Japan have produced see-through frogs.”

OR

At the end of
the sentence in
parenthesis



“Scientists in Japan have produced see-through frogs” (Freaky Frogs).

Referencing Sources

* In Source 3, it states that scientist have found frogs that are see through.

OR



Scientists have found frogs that are see through (Source 3).

Referencing Sources

Are you listening?



You only need to reference
1 or 2 times
in each middle paragraph

- * *At least 1x per middle paragraph*
- * *No more than 2x per middle paragraph*

A and B Sentences

Writing A Quote

Stealing the EXACT words from the text

State the name of the article you got the quote from

ReadWorks

Non-fiction: Freaky Frogs

Freaky Frogs

Will see-through frogs clear the way for frog research?

Green is out! Frogs have a new look that has some scientists jumping for joy.

Scientists in Hiroshima, Japan have produced see-through frogs. Japan is a country in Asia. The pale frogs are the world's first see-through animals with four legs. Frogs are often used for scientific research. Now researchers can view **organs** that are under the see-through frogs' skin. Organs are body parts, such as the heart and lungs.

Scientist Masayuki Sumida says the see-through animals provide new ways to study frogs. He says scientists can observe what happens to a frog's organs if it gets sick. "You can see through the skin how organs grow," he

In the article Freaky Frogs, it states that "Scientists in Japan have produced see-through frogs."



A and B Sentences

Paraphrasing

You
CANNOT just
copy! It must
be in your
own words!

According to the text Freaky Frogs, scientists are excited about the new look of frogs.

**Taking words from text and changing them around to make them your own*



A and B Sentences

Own thoughts and ideas

Not taking anything from text. Just writing your own thoughts and ideas about the quotes and paraphrasing.

Ex. They will be able to gather a lot of new information.
This is going to help scientists in the future.





C Paragraph



3-4 Sentences

1. Summary or overview of topic
2. State 3 topics/reasons
3. Thought/Feeling

Transition Words

- * Try not to use 1st, 2nd and 3rd
- * Use the medium and/or advanced transitions
- * You **MUST** have transitions for R1, R2, R3 and conclusion



MOST IMPORTANT



Your A and B sentences

HAVE to be LONG

and

You have to have 8-10 sentences
in each middle paragraph






A's and B's

You **MUST** have a balance of:



- quotes
- paraphrasing
- own thoughts and ideas



Middle Paragraphs

- * 1 quote (up to 2 quotes)
- * Paraphrasing
- * Own thoughts and ideas

In T1/R1, T2/R2, and T3/R3

You must use REFERENCE YOUR SOURCE AT LEAST ONE TIME in each middle paragraph!



EBT



Try not use the same EBT more than once

For example, if you use "According to the author....."
you can only use that phrase ONE TIME in your essay

When Referencing Sources...

YOU MUST STATE THE TITLE OF THE ARTICLE, AUTHOR, SOURCE # or page #, paragraph #

EBT Phrases to Help you Reference

- * According to the text
- * In paragraph 2
- * In the first passage
- * The author states
- * Based on the information in the text
- * In the article
- * For example, in the text





Informative vs Opinion

The BIG difference

In an opinion essay, you MUST clearly STATE your opinion in ALL 5 paragraphs!

You must FIGHT for your side the whole time!

Take a side and SUPPORT it.



Opinion Writing

- * **Clearly state your OPINION in the introduction paragraph**
- * **Clearly state your opinion in the TOPIC sentences for R1, R2 and R3**
- * **Clearly state your opinion in the conclusion**



10 minute warning



When you hear....

“You have 10 minutes remaining”

1. Write 2-3 more sentences in your paragraph
2. Start writing your conclusion paragraph

This is only if you are not already on your conclusion



DO NOT Confuse the two



- * Informative – teach, explain to your reader and give information about a topic
- * Opinion – pick a side and stick to that side. Fight for your side and support it with evidence from the text.





Indent

- * Remember, DO NOT forget to INDENT
- * **Everyone should indent 5 times** (once for each paragraph)
- * **Make sure you can see it**



Capitalization and punctuation



- * You have to capitalize and punctuate
- * Don't forget
- * Start every sentence with a capital letter
- * End every sentence with a period, exclamation point, or question mark
- * ALWAYS capitalize the letter "I" when it is alone



You are Ready!

- * No matter what the prompt is....you are ready.
- * You have practiced for many different prompts.



shutterstock · 113622055



You Are Ready For This



- * You can do this
- * Stay focused
- * Find the key word
- * Start writing and don't stop
- * When you hear 10 minutes left, you know what to do
- * If you are writing an informative, pick 3 topics to teach about
- * If you are writing an opinion, pick 3 reasons to support your side



Last Minute Tips



- * Don't write big and sloppy
- * If you start to write big and think you might run out of room, start writing real small.
- * Keep an eye on time.
- * Don't get stuck on the prompt, find your topics and reasons and start writing.



Please... do not forget!

- * Indent
- * Use transition words
- * Write BIG middle paragraphs
- * Reference your source in every middle paragraph
- * Use some quotes, some paraphrasing, and some own thoughts/ideas
- * Finish!



Good Luck!



Party Time!



You all are awesome!

You got this!





Copyright Policy for PPT Presentation from Top Score Writing:

This PowerPoint Presentation is property of Top Score Writing. This presentation cannot be copied or shared with anyone outside of your school. It is for classroom use only.

Top Score Writing, Inc. © 2019

No part of this document may be reproduced without written consent from the author.